

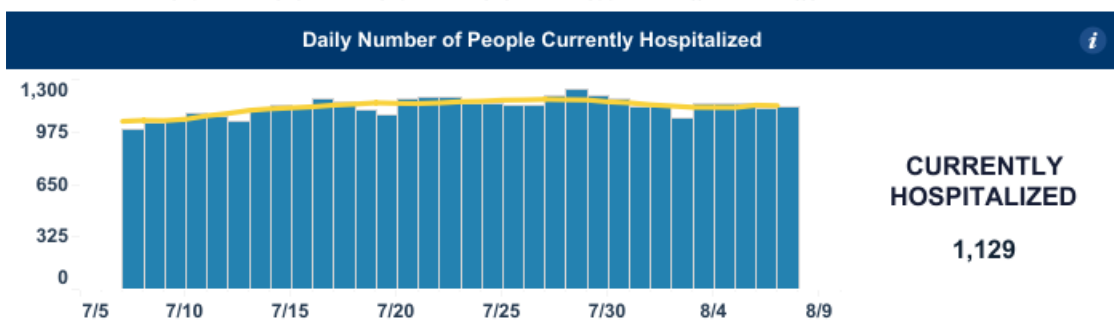
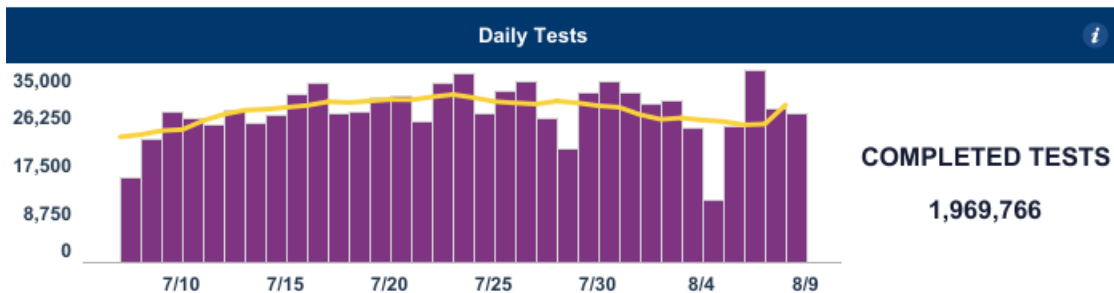
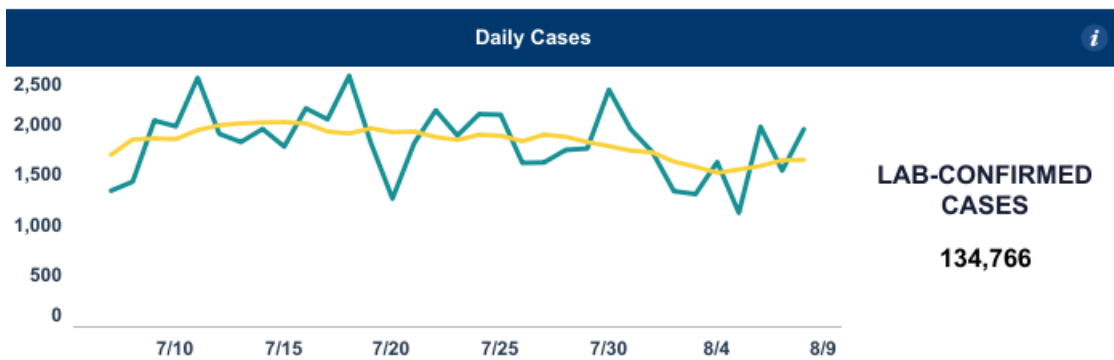


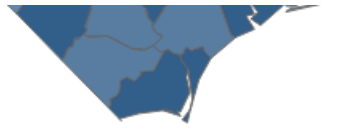
COVID-19 North Carolina Dashboard

Knowing when to dial up or down measures that slow the spread of the virus depends on North Carolina's testing, tracing and trends. This dashboard provides an overview on the metrics and capacities that the state is following.

On August 5 while conducting data quality monitoring, we identified laboratory reporting omissions for August 2-5. Corrected data for new cases and the percent of tests that are positive has been posted in today's update. [Review](#) an analysis of the corrected data.


Updated daily by approximately 12:00 p.m. Last updated August 8, 2020 at 12:10 p.m.





© 2020 Mapbox © OpenStreetMap

Map Credit: NCDHHS



Select Geography

Search for County

Select Metric

- County
 ZIP Code

All

Cases
 Cases per 10,000 residents

County Cases and Deaths
(Click to highlight map, unclick to revert map)

County	Cases	Deaths
Alamance	2,396	41
Alexander	295	2
Alleghany	167	0
Anson	327	3
Ashe	157	1
Avery	93	0
Beaufort	387	2

August 8, 2020

⚙️ + a b | e a u

Dashboard

[CLI Surveillance](#)

[Cases](#)

[Testing](#)

[Hospitalizations](#)

[Contact Tracing](#)

[PPE](#)

[Outbreaks and Clusters](#)

[Reports](#)

[About the Data](#)

Share this page:



Contact Information

NC Department of Health and Human Services
2001 Mail Service Center
Raleigh, NC 27699-2000
Customer Service Center: 1-800-662-7030
For COVID-19 questions call 2-1-1

Census 2020

Recent Tweets

[Tweets by @ncdhhs](#)

Stay Connected



[TRANSLATION DISCLAIMER](#)



[ACCESSIBILITY](#)



[TERMS OF USE](#)



[PRIVACY POLICY](#)



[OPEN BUDGET](#)

